

Sample Order / Cheat Sheet
C Passage Sets 1/2

QUOTE ORDER

NAME: _____

PO# _____

ADDRESS: _____

DELIVERY: _____

ADDRESS: _____



ORDER DATE: _____

OFFICE PHONE: _____

CONTACT: _____

FAX PHONE: _____

JOB NAME: _____

JOB PHONE: _____

Toll Free 888.788.2013 or 208.788.2013; Fax 208.788.2577

2002 12 04

LINE NO.	FUNCTION	HANDLE		ESCUTCHEON		METAL	PATINA	HANDING OR LENGTH	BACKSET	DOOR THICKNESS	LOCK TYPE	DEAD BOLT TRIM	DESCRIPTION	LOCATION #	QTY.	PRICE QUOTED
		EXTERIOR	INTERIOR	EXTERIOR	INTERIOR											
1	PA	L102	L102	E414	E414	B	D	L	238	138	SL			1	1	424.00
2	PA	K202	K202	E308	E308	W	M	RR	234	134	ML			2	1	632.00
3	DU	L110	N	E512	N	B	L	R						3	1	237.00
4	DU	K251	K251	E701	E701	W	L							4	1	394.00
5	PA	K208	K208	E508	E508	B	M	R	234	134	ML			5	1	632.00
6																

FUNCTION

PA = Passage
 DU = Dummy

HANDLE

For a list of Levers, Knobs, and Rings available for Passage Sets, see next page.

For specifications, refer to Section A.

ESCUTCHEONS

For a list of Escutcheons available for Passage Sets, see next page.

For configurations, specifications, and pricing, refer to content of this section.

METAL

B = Silicon Bronze
 W = White Bronze

PATINA

L = Light
 M = Medium
 D = Dark
 R = Rust
 BB = Brushed

HANDING

See Hinged Door Handing diagram, next page.

L = Left Hand
 R = Right Hand
 LR = Left Hand Reverse
 RR = Right Hand Reverse

BACKSET

238 = 2 3/8" SL
 212 = 2 1/2" ML
 234 = 2 3/4" SL, ML

Up-charge for sizes below. Call for pricing.

114 = 1 1/4" ML
 112 = 1 1/2" ML
 134 = 1 3/4" ML
 2 = 2" ML
 214 = 2 1/4" ML
 334 = 3 3/4" ML
 5 = 5" ML
 6 = 6" ML
 N = No

DOOR THICKNESS

138 = 1 3/8"
 112 = 1 1/2"
 134 = 1 3/4"
 178 = 1 7/8"
 2 = 2"
 214 = 2 1/4"

Up-charge for sizes below. Call for pricing.

212 = 2 1/2"
 258 = 2 5/8"
 234 = 2 3/4"
 3 = 3"
 314 = 3 1/4"
 312 = 3 1/2"
 4 = 4"
 N = No

LOCK TYPE

Complete Sets
 SL = Spring Latch
 ML = Mortise Lock

DEAD BOLT TRIM

Not Applicable

DESCRIPTION

Leather Options

LBK = Black Leather
 LBT = Brown Tapestry Leather

LBW = Brown Weave Leather

LCH = Chocolate Leather
 LHA = Hazelnut Leather
 LSP = Spice Leather
 LWH = White Leather
 LWI = Wine Leather

LOCATION #

Room Number or Door Number, etc.

QTY

Number of each desired

PRICE

\$ List price each

HANDLE

Lever

- L075 = Ellis Lever
- L101 = Longhorn Lever
- L102 = Squirrel Tail Lever
- L103 = Chub Lever
- L104 = Hook Lever
- L105 = Beaver Tail Lever
- L106 = Talon Lever
- L107 = Slugger Lever
- L108 = Tube Lever
- L109 = Legacy Lever
- L110 = Classic Lever
- L111 = Twig Lever
- L112 = Large Chub Lever
- L115 = Acanthus Lever
- L117 = French Lever
- L118 = French Twist Lever
- L119 = Long Legacy Lever
- L121 = Rock Creek Lever
- L122 = Large Hook Lever
- L123 = Old World Lever
- L125 = Classic Scroll Lever
- L126 = Triple Twist Lever
- L127 = Scroll Lever
- L128 = Small Classic Lever
- L130 = Monarch Lever
- L132 = Square Twist Lever
- L135 = Olympus Lever
- L137 = Olympus Return Lever
- L140 = Harrington Lever
- L141 = Large Rock Creek Lever
- L150 = Bella Lever
- L151 = Large Harrington Lever
- L153 = Talon Return Lever
- L158 = Large Acanthus Lever
- L160 = Wing Lever
- L163 = Euro Lever
- L174 = Lariat Lever
- L175 = Bamboo Lever
- L179 = Twig Return Lever
- L216 = Old World Return Lever
- L219 = Long Legacy Return Lever
- L224 = Ridge Lever
- L241 = Large French Lever
- L245 = French Return Lever
- L276 = Falcon Lever
- L301 = Strap Lever
- L304 = Reed Lever
- L307 = Jane Lever
- L310 = Pool Lever
- L314 = UJ Lever
- L580 = Maddox Lever

Knobs

- K075 = Ellis Lever
- K150 = Crystal Knob
- K201 = Mushroom Knob
- K202 = Hitch Knob
- K203 = Potato Knob
- K204 = Egg Knob
- K205 = Baker Knob
- K206 = Large Luna Knob
- K207 = Luna Knob
- K208 = Gem Knob
- K211 = Mini Roswell Knob
- K215 = Friedman Knob
- K218 = Elliptic Knob
- K230 = Acanthus Knob
- K233 = Large Acanthus Knob
- K235 = Cross Knob
- K251 = Roswell Knob
- K268 = Squash Knob
- K580 = Maddox Knob
- T300 = T Handle

Rings

- RP25 = Ring Pull 2 1/2"
- RP3 = Ring Pull 3"
- RP4 = Ring Pull 4"

ESCUTCHEONS

Sq-Dmnd-Rnd-Oval

- E416 = 2 5/8" x 2 5/8" Square*
- E415 = 3 9/16" x 3 9/16" Dmnd*
- E417 = 2 1/2" Round*
- E418 = 3 1/4" Round*
- E501 = 2 5/8" x 5 1/4" Oval

Rectangular

- E414 = 2 1/2" x 4 1/2" Rect
- E410 = 2 1/2" x 8" Rect
- E408 = 2 1/2" x 10" Rect
- E436 = 2 1/2" x 13" Rect
- E404 = 3" x 10" Rect
- E460 = 3 1/2" x 13" Rect

Stepped

- E304 = 2 1/2" x 4 1/2" Stepped
- E308 = 2 1/2" x 8" Stepped
- E312 = 2 1/2" x 11" Stepped
- E356 = 2 1/2" x 13" Stepped
- E360 = 3 1/2" x 13" Stepped

Metro

- E201 = 2 1/4" Round*
- E204 = 2 1/4" x 2 1/4" Square*
- E205 = 2 1/4" x 3 1/4" Metro
- E206 = 2 1/4" x 10" Metro
- E236 = 2 1/2" x 4 1/2" Metro

Arched

- E701 = 2 1/2" x 5 1/2" Arched
- E702 = 2 1/2" x 9" Arched
- E704 = 2 1/2" x 11" Arched
- E736 = 2 1/2" x 13" Arched
- E706 = 3" x 13" Arched

Curved

- E504 = 2 1/2" x 4 1/2" Curved
- E508 = 2 1/2" x 8" Curved
- E512 = 2 1/2" x 11" Curved
- E556 = 2 1/2" x 13" Curved

Fleur de Lis

- E828 = 2" x 8" Fleur de Lis
- E820 = 2" x 15" Fleur de Lis
- E841 = 2 1/2" x 15" Fleur de Lis
- E832 = 3" x 21" Fleur de Lis

Aztec

- E801 = 2 5/16" x 7" Aztec
- E803 = 2" x 15" Aztec

Maddox

- E589 = 3 1/8" Maddox*
- E588 = 2 3/8" x 7 1/2" Maddox
- E585 = 2 1/2" x 10" Maddox
- E584 = 3" x 12 1/2" Maddox

Designer

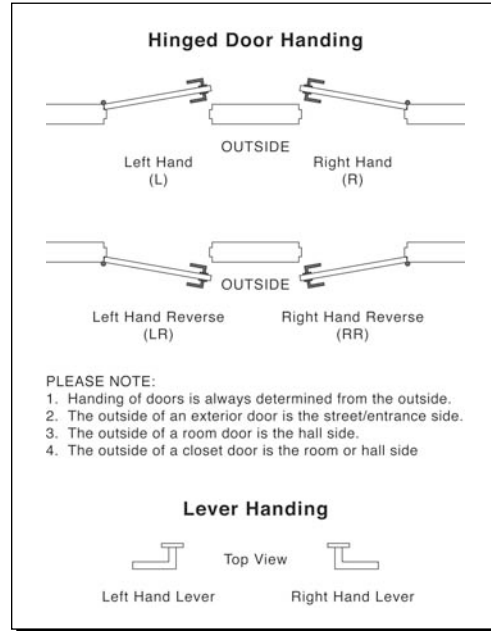
- E101 = 3 1/2" Round*
- E103 = 3" x 3" Square*
- E110 = 3" x 8" Designer
- E115 = 3" x 10" Designer

Ellis

- E005 = 3" x 5" Ellis
- E060 = 3" x 13" Ellis

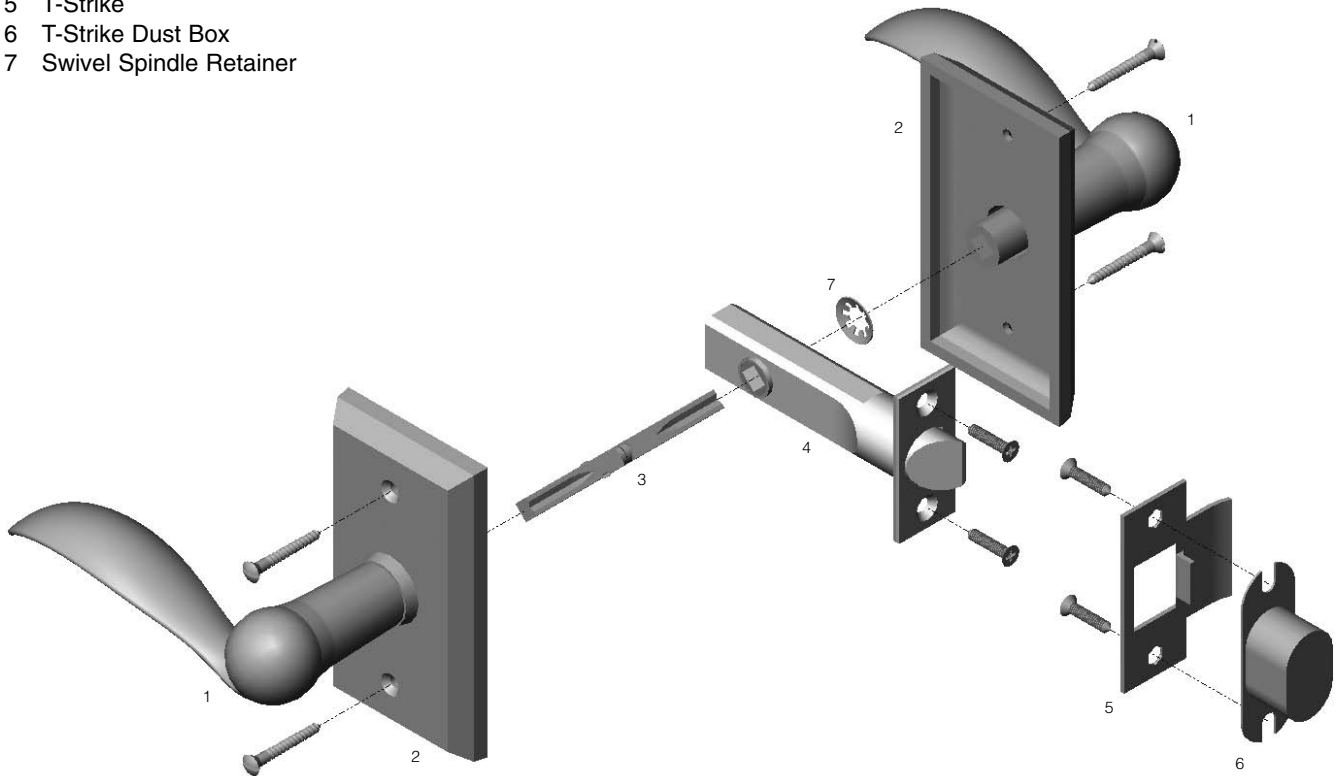
* Not recommended for use with knobs.

HANDING



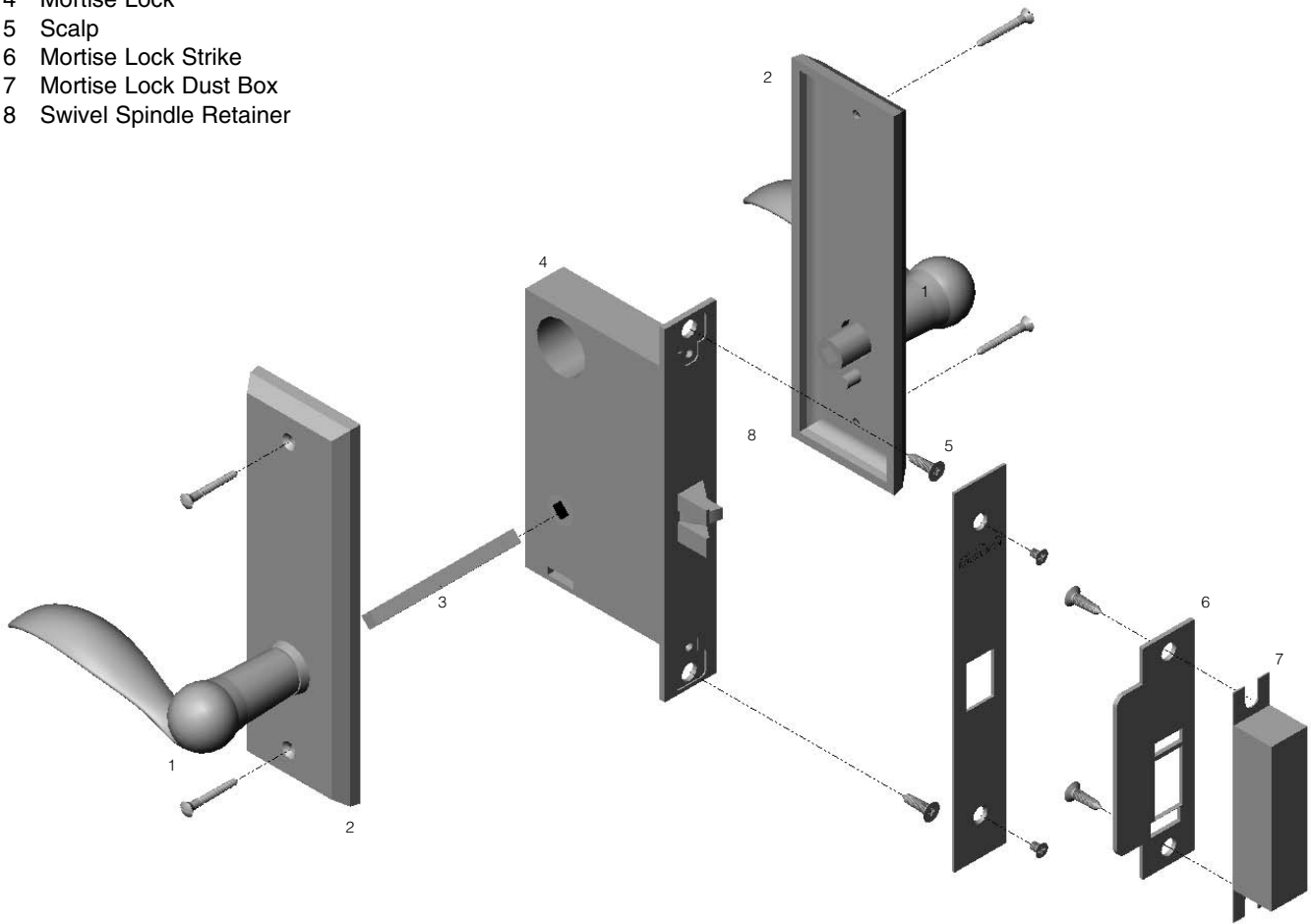
Passage Spring Latch Set—Lever to Lever

- 1 Lever
- 2 Escutcheon
- 3 Swivel Spindle
- 4 Spring Latch
- 5 T-Strike
- 6 T-Strike Dust Box
- 7 Swivel Spindle Retainer














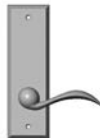

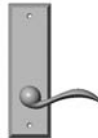


Passage Mortise Lock Set—Lever to Lever







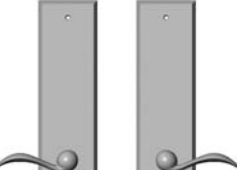
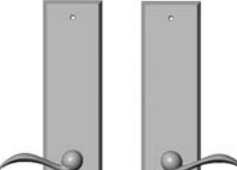
- 1 Lever
- 2 Escutcheon
- 3 Swivel Spindle
- 4 Mortise Lock
- 5 Scalp
- 6 Mortise Lock Strike
- 7 Mortise Lock Dust Box
- 8 Swivel Spindle Retainer























- All finishes are priced the same.
- Price includes your choice of any knob or lever. Upcharge applies for K150, K580, or L580. (Knobs *not* recommended for use with E415 and E416 escutcheons.) Call RMH for pricing.
- Combinations are shown with L105 Beaver Tail Lever for illustration purposes only. Refer to Section A for desired handle.
- Refer to Section U for door preparatory specifications. Call RMH to verify compatibility of each escutcheon with pre-existing door conditions.
- These escutcheons (E415 and E416) are not compatible with a 2 1/8" face bore.
- Specify metal, patina, handing, backset, door thickness, and lock type.

	ACTIVE	DUMMY	ESCUTCHEON OPTIONS
A	  E416 E416	  E416 E416	A 2 5/8" x 2 5/8" Square Escutcheon E416 / E416 Passage Spring Latch \$ 413.00 E416 / E416 Passage Mortise Lock \$ 553.00 E416 Single Dummy \$ 166.00 E416 / E416 Full Dummy \$ 332.00 Refer to spec page B2
B	  E415 E415	  E415 E415	B 3 9/16" x 3 9/16" Diamond Escutcheon E415 / E415 Passage Spring Latch \$ 413.00 E415 / E415 Passage Mortise Lock \$ 553.00 E415 Single Dummy \$ 166.00 E415 / E415 Full Dummy \$ 332.00 Refer to spec page B2
C	  E414 E414	  E414 E414	C 2 1/2" x 4 1/2" Rectangular Escutcheon E414 / E414 Passage Spring Latch \$ 424.00 E414 / E414 Passage Mortise Lock \$ 565.00 E414 Single Dummy \$ 172.00 E414 / E414 Full Dummy \$ 344.00 Refer to spec page B2
D	  E410 E410	  E410 E410	D 2 1/2" x 8" Rectangular Escutcheon E410 / E410 Passage Spring Latch \$ 491.00 E410 / E410 Passage Mortise Lock \$ 632.00 E410 Single Dummy \$ 205.00 E410 / E410 Full Dummy \$ 410.00 Refer to spec page B3







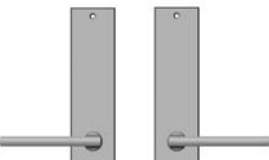
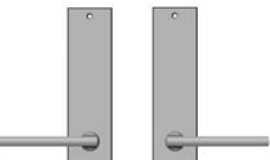
- All finishes are priced the same.
- Price includes your choice of any knob or lever. Upcharge applies for K150, K580, or L580. Call RMH for pricing.
- Combinations are shown with L105 Beaver Tail Lever for illustration purposes only. Refer to Section A for desired handle.
- Refer to Section U for door preparatory specifications. Call RMH to verify compatibility of each escutcheon with pre-existing door conditions.
- Specify metal, patina, handing, backset, door thickness, and lock type.

	ACTIVE	DUMMY	ESCUTCHEON OPTIONS
A	 <p>E408 E408</p>	 <p>E408 E408</p>	<p>A 2 1/2" x 10" Rectangular Escutcheon E408 / E408 Passage Spring Latch \$ 555.00 E408 / E408 Passage Mortise Lock \$ 695.00 E408 Single Dummy \$ 237.00 E408 / E408 Full Dummy \$ 474.00 Refer to spec page B3</p>
B	 <p>E436 E436</p>	 <p>E436 E436</p>	<p>B 2 1/2" x 13" Rectangular Escutcheon E436 / E436 Passage Spring Latch \$ 578.00 E436 / E436 Passage Mortise Lock \$ 718.00 E436 Single Dummy \$ 249.00 E436 / E436 Full Dummy \$ 498.00 Refer to spec page B4</p>
C	 <p>E404 E404</p>	 <p>E404 E404</p>	<p>C 3" x 10" Rectangular Escutcheon E404 / E404 Passage Spring Latch \$ 555.00 E404 / E404 Passage Mortise Lock \$ 695.00 E404 Single Dummy \$ 237.00 E404 / E404 Full Dummy \$ 474.00 Refer to spec page B4</p>
D	 <p>E460 E460</p>	 <p>E460 E460</p>	<p>D 3 1/2" x 13" Rectangular Escutcheon E460 / E460 Passage Spring Latch \$ 622.00 E460 / E460 Passage Mortise Lock \$ 763.00 E460 Single Dummy \$ 271.00 E460 / E460 Full Dummy \$ 542.00 Refer to spec page B4</p>



- All finishes are priced the same.
- Price includes your choice of any knob or lever. Upcharge applies for K150, K580, or L580. Call RMH for pricing.
- Combinations are shown with L135 Olympus Lever for illustration purposes only. Refer to Section A for desired handle.
- Refer to Section U for door preparatory specifications. Call RMH to verify compatibility of each escutcheon with pre-existing door conditions.
- Specify metal, patina, handing, backset, door thickness, and lock type.

	ACTIVE	DUMMY	ESCUTCHEON OPTIONS
A	  E304 E304	  E304 E304	A 2 1/2" x 4 1/2" Stepped Escutcheon E304 / E304 Passage Spring Latch \$ 424.00 E304 / E304 Passage Mortise Lock \$ 565.00 E304 Single Dummy \$ 172.00 E304 / E304 Full Dummy \$ 344.00 Refer to spec page B14
B	  E308 E308	  E308 E308	B 2 1/2" x 8" Stepped Escutcheon E308 / E308 Passage Spring Latch \$ 491.00 E308 / E308 Passage Mortise Lock \$ 632.00 E308 Single Dummy \$ 205.00 E308 / E308 Full Dummy \$ 410.00 Refer to spec page B14
C	  E312 E312	  E312 E312	C 2 1/2" x 11" Stepped Escutcheon E312 / E312 Passage Spring Latch \$ 555.00 E312 / E312 Passage Mortise Lock \$ 695.00 E312 Single Dummy \$ 237.00 E312 / E312 Full Dummy \$ 474.00 Refer to spec page B14
D	  E356 E356	  E356 E356	D 2 1/2" x 13" Stepped Escutcheon E356 / E356 Passage Spring Latch \$ 578.00 E356 / E356 Passage Mortise Lock \$ 718.00 E356 Single Dummy \$ 249.00 E356 / E356 Full Dummy \$ 498.00 Refer to spec page B15
E	  E360 E360	  E360 E360	E 3 1/2" x 13" Stepped Escutcheon E360 / E360 Passage Spring Latch \$ 622.00 E360 / E360 Passage Mortise Lock \$ 763.00 E360 Single Dummy \$ 271.00 E360 / E360 Full Dummy \$ 542.00 Refer to spec page B15

















- All finishes are priced the same.
- Price includes your choice of any knob or lever. Upcharge applies for K150, K580, or L580. (Knobs *not* recommended for use with E201, E204, and E205 escutcheons.) Call RMH for pricing.
- Combinations are shown with L135 Olympus Lever for illustration purposes only. Refer to Section A for desired handle.
- Refer to Section U for door preparatory specifications. Call RMH to verify compatibility of each escutcheon with pre-existing door conditions.
- These escutcheons (E201, E204, E205, and E206) are not compatible with a 2 1/8" face bore.
- Specify metal, patina, handing, backset, door thickness, and lock type.

	ACTIVE	DUMMY	ESCUTCHEON OPTIONS
A	 E201 E201	 E201 E201	A 2 1/4" Round Metro Escutcheon E201 / E201 Passage Spring Latch \$ 410.00 E201 / E201 Passage Mortise Lock \$ 550.00 E201 Single Dummy \$ 165.00 E201 / E201 Full Dummy \$ 330.00 Refer to spec page B21
B	 E204 E204	 E204 E204	B 2 1/4" x 2 1/4" Square Metro Escutcheon E204 / E204 Passage Spring Latch \$ 413.00 E204 / E204 Passage Mortise Lock \$ 553.00 E204 Single Dummy \$ 166.00 E204 / E204 Full Dummy \$ 332.00 Refer to spec page B21
C	 E205 E205	 E205 E205	C 2 1/4" x 3 1/4" Metro Escutcheon E205 / E205 Passage Spring Latch \$ 424.00 E205 / E205 Passage Mortise Lock \$ 565.00 E205 Single Dummy \$ 172.00 E205 / E205 Full Dummy \$ 344.00 Refer to spec page B21
D	 E206 E206	 E206 E206	D 2 1/4" x 10" Metro Escutcheon E206 / E206 Passage Spring Latch \$ 555.00 E206 / E206 Passage Mortise Lock \$ 695.00 E206 Single Dummy \$ 237.00 E206 / E206 Full Dummy \$ 474.00 Refer to spec page B22

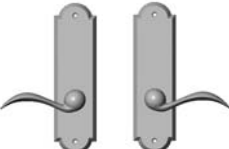
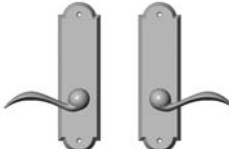
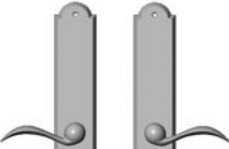
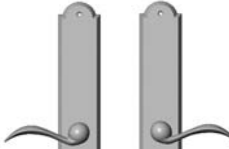
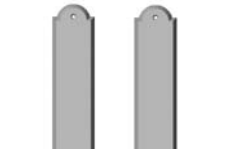
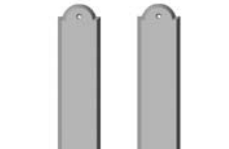

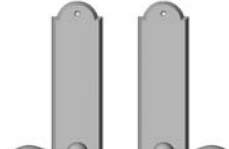
- All finishes are priced the same.
- Price includes your choice of any knob or lever. Upcharge applies for K150, K580, or L580. Call RMH for pricing.
- Combinations are shown with L135 Olympus Lever for illustration purposes only. Refer to Section A for desired handle.
- Refer to Section U for door preparatory specifications. Call RMH to verify compatibility of each escutcheon with pre-existing door conditions.
- Specify metal, patina, handing, backset, door thickness, and lock type.

	ACTIVE	DUMMY	ESCUTCHEON OPTIONS
A			A 2 1/2" x 4 1/2" Metro Escutcheon
	E236 E236	E236 E236	E236 / E236 Passage Spring Latch \$ 424.00
			E236 / E236 Passage Mortise Lock \$ 565.00
			E236 Single Dummy \$ 172.00
			E236 / E236 Full Dummy \$ 344.00
			Refer to spec page B23




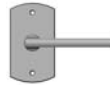












- All finishes are priced the same.
- Price includes your choice of any knob or lever. Upcharge applies for K150, K580, or L580. (Knobs *not* recommended for use with E417 and E418 escutcheons.) Call RMH for pricing.
- Combinations are shown with L105 Beaver Tail Lever for illustration purposes only. Refer to Section A for desired handle.
- Refer to Section U for door preparatory specifications. Call RMH to verify compatibility of each escutcheon with pre-existing door conditions.
- These escutcheons (E417 and E418) are not compatible with a 2 1/8" face bore.
- Specify metal, patina, handing, backset, door thickness, and lock type.

	ACTIVE	DUMMY	ESCUTCHEON OPTIONS
A	  E417 E417	  E417 E417	A 2 1/2" Round Escutcheon E417 / E417 Passage Spring Latch \$ 410.00 E417 / E417 Passage Mortise Lock \$ 550.00 E417 Single Dummy \$ 165.00 E417 / E417 Full Dummy \$ 330.00 Refer to spec page B27
B	  E418 E418	  E418 E418	B 3 1/4" Round Escutcheon E418 / E418 Passage Spring Latch \$ 430.00 E418 / E418 Passage Mortise Lock \$ 570.00 E418 Single Dummy \$ 175.00 E418 / E418 Full Dummy \$ 349.00 Refer to spec page B27
C	  E501 E501	  E501 E501	C 2 5/8" x 5 1/4" Oval Escutcheon E501 / E501 Passage Spring Latch \$ 433.00 E501 / E501 Passage Mortise Lock \$ 573.00 E501 Single Dummy \$ 176.00 E501 / E501 Full Dummy \$ 352.00 Refer to spec page B27
D	  E701 E701	  E701 E701	D 2 1/2" x 5 1/2" Arched Escutcheon E701 / E701 Passage Spring Latch \$ 474.00 E701 / E701 Passage Mortise Lock \$ 614.00 E701 Single Dummy \$ 197.00 E701 / E701 Full Dummy \$ 394.00 Refer to spec page B28

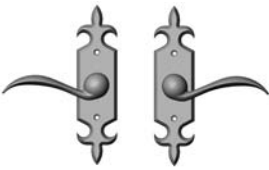
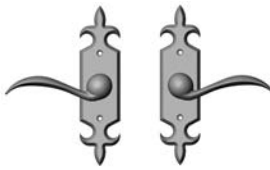
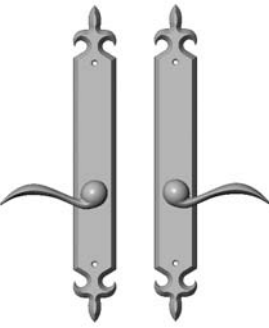
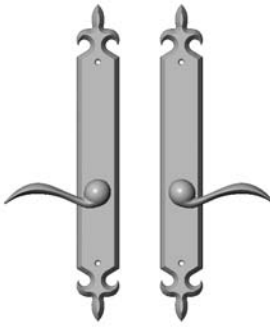
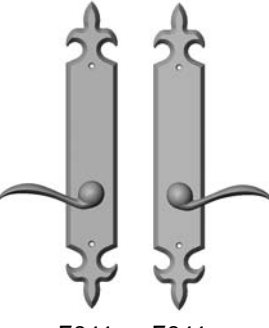
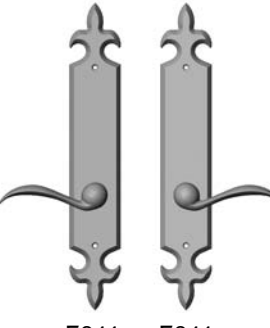
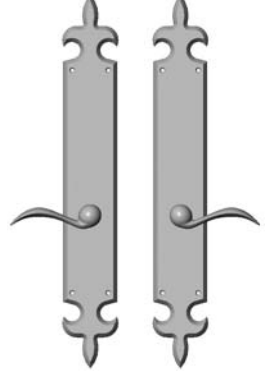
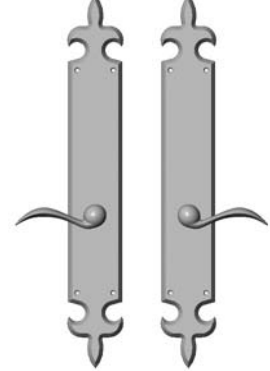
- All finishes are priced the same.
- Price includes your choice of any knob or lever. Upcharge applies for K150, K580, or L580. Call RMH for pricing.
- Combinations are shown with L105 Beaver Tail Lever for illustration purposes only. Refer to Section A for desired handle.
- Refer to Section U for door preparatory specifications. Call RMH to verify compatibility of each escutcheon with pre-existing door conditions.
- Specify metal, patina, handing, backset, door thickness, and lock type.

	ACTIVE	DUMMY	ESCUTCHEON OPTIONS
A	 E702 E702	 E702 E702	A 2 1/2" x 9" Arched Escutcheon E702 / E702 Passage Spring Latch \$ 555.00 E702 / E702 Passage Mortise Lock \$ 695.00 E702 Single Dummy \$ 237.00 E702 / E702 Full Dummy \$ 474.00 Refer to spec page B28
B	 E704 E704	 E704 E704	B 2 1/2" x 11" Arched Escutcheon E704 / E704 Passage Spring Latch \$ 555.00 E704 / E704 Passage Mortise Lock \$ 695.00 E704 Single Dummy \$ 237.00 E704 / E704 Full Dummy \$ 474.00 Refer to spec page B28
C	 E736 E736	 E736 E736	C 2 1/2" x 13" Arched Escutcheon E736 / E736 Passage Spring Latch \$ 578.00 E736 / E736 Passage Mortise Lock \$ 718.00 E736 Single Dummy \$ 249.00 E736 / E736 Full Dummy \$ 498.00 Refer to spec page B29
D	 E706 E706	 E706 E706	D 3" x 13" Arched Escutcheon E706 / E706 Passage Spring Latch \$ 622.00 E706 / E706 Passage Mortise Lock \$ 763.00 E706 Single Dummy \$ 271.00 E706 / E706 Full Dummy \$ 542.00 Refer to spec page B29



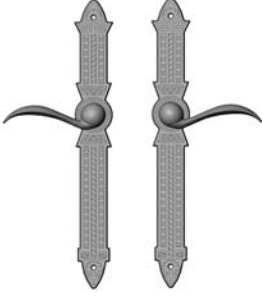
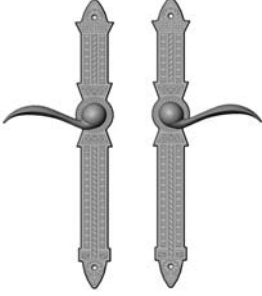
- All finishes are priced the same.
- Price includes your choice of any knob or lever. Upcharge applies for K150, K580, or L580. Call RMH for pricing.
- Combinations are shown with L135 Olympus Lever for illustration purposes only. Refer to Section A for desired handle.
- Refer to Section U for door preparatory specifications. Call RMH to verify compatibility of each escutcheon with pre-existing door conditions.
- Specify metal, patina, handing, backset, door thickness, and lock type.

	ACTIVE	DUMMY	ESCUTCHEON OPTIONS
A	  E504 E504	  E504 E504	A 2 1/2" x 4 1/2" Curved Escutcheon E504 / E504 Passage Spring Latch \$ 424.00 E504 / E504 Passage Mortise Lock \$ 565.00 E504 Single Dummy \$ 172.00 E504 / E504 Full Dummy \$ 344.00 Refer to spec page B39
B	  E508 E508	  E508 E508	B 2 1/2" x 8" Curved Escutcheon E508 / E508 Passage Spring Latch \$ 491.00 E508 / E508 Passage Mortise Lock \$ 632.00 E508 Single Dummy \$ 205.00 E508 / E508 Full Dummy \$ 410.00 Refer to spec page B39
C	  E512 E512	  E512 E512	C 2 1/2" x 11" Curved Escutcheon E512 / E512 Passage Spring Latch \$ 555.00 E512 / E512 Passage Mortise Lock \$ 695.00 E512 Single Dummy \$ 237.00 E512 / E512 Full Dummy \$ 474.00 Refer to spec page B40
D	  E556 E556	  E556 E556	D 2 1/2" x 13" Curved Escutcheon E556 / E556 Passage Spring Latch \$ 578.00 E556 / E556 Passage Mortise Lock \$ 718.00 E556 Single Dummy \$ 249.00 E556 / E556 Full Dummy \$ 498.00 Refer to spec page B40



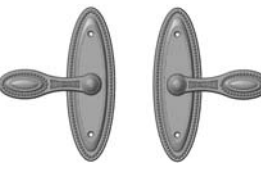
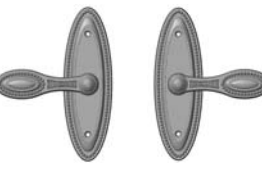


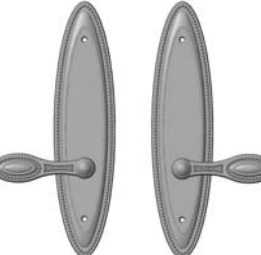
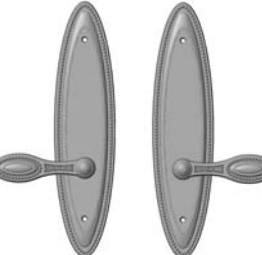
- All finishes are priced the same.
- Price includes your choice of any knob or lever. Upcharge applies for K150, K580, or L580. Call RMH for pricing.
- Combinations are shown with L105 Beaver Tail Lever for illustration purposes only. Refer to Section A for desired handle.
- Refer to Section U for door preparatory specifications. Call RMH to verify compatibility of each escutcheon with pre-existing door conditions.
- These escutcheons (E828 and E820) are not compatible with 2 1/8" face bore.
- Specify metal, patina, handing, backset, door thickness, and lock type.

	ACTIVE	DUMMY	ESCUTCHEON OPTIONS
A	 E828 E828	 E828 E828	A 2" x 8" Fleur De Lis Escutcheon E828 / E828 Passage Spring Latch \$ 491.00 E828 / E828 Passage Mortise Lock \$ 632.00 E828 Single Dummy \$ 205.00 E828 / E828 Full Dummy \$ 410.00 Refer to spec page B46
B	 E820 E820	 E820 E820	B 2" x 15" Fleur De Lis Escutcheon E820 / E820 Passage Spring Latch \$ 555.00 E820 / E820 Passage Mortise Lock \$ 695.00 E820 Single Dummy \$ 237.00 E820 / E820 Full Dummy \$ 474.00 Refer to spec page B46
C	 E841 E841	 E841 E841	C 2 1/2" x 15" Fleur De Lis Escutcheon E841 / E841 Passage Spring Latch \$ 578.00 E841 / E841 Passage Mortise Lock \$ 718.00 E841 Single Dummy \$ 249.00 E841 / E841 Full Dummy \$ 498.00 Refer to spec page B47
D	 E832 E832	 E832 E832	D 3" x 21" Fleur De Lis Escutcheon E832 / E832 Passage Spring Latch \$ 759.00 E832 / E832 Passage Mortise Lock \$ 893.00 E832 Single Dummy \$ 340.00 E832 / E832 Full Dummy \$ 680.00 Refer to spec page B47









- All finishes are priced the same.
- Price includes your choice of any knob or lever. Upcharge applies for K150, K580, or L580. Call RMH for pricing.
- Combinations are shown with L105 Beaver Tail Lever for illustration purposes only. Refer to Section A for desired handle.
- Refer to Section U for door preparatory specifications. Call RMH to verify compatibility of each escutcheon with pre-existing door conditions.
- Specify metal, patina, handing, backset, door thickness, and lock type.
- This escutcheon (E803) is not compatible with 2 1/8" face bore.

	ACTIVE	DUMMY	ESCUTCHEON OPTIONS
A	 E801 E801	 E801 E801	A 2 5/16" x 7" Aztec Escutcheon E801 / E801 Passage Spring Latch \$ 496.00 E801 / E801 Passage Mortise Lock \$ 637.00 E801 Single Dummy \$ 208.00 E801 / E801 Full Dummy \$ 416.00 Refer to spec page B51
B	 E803 E803	 E803 E803	B 2" x 15" Aztec Escutcheon E803 / E803 Passage Spring Latch \$ 555.00 E803 / E803 Passage Mortise Lock \$ 695.00 E803 Single Dummy \$ 237.00 E803 / E803 Full Dummy \$ 474.00 Refer to spec page B51

- All finishes are priced the same.
- Price includes your choice of any knob or lever. Upcharge applies for K150. (Knobs *not* recommended for use with E589 escutcheons.) Call RMH for pricing.
- Combinations are shown with L580 Maddox Lever for illustration purposes only. Refer to Section A for desired handle.
- Refer to Section U for door preparatory specifications. Call RMH to verify compatibility of each escutcheon with pre-existing door conditions.
- This escutcheon (E589) is not compatible with 2 1/8" face bore.
- Specify metal, patina, handing, backset, door thickness, and lock type.

	ACTIVE	DUMMY	ESCUTCHEON OPTIONS
A	 E589 E589	 E589 E589	A 3 1/8" Round Maddox Escutcheon E589 / E589 Passage Spring Latch \$ 598.00 E589 / E589 Passage Mortise Lock \$ 739.00 E589 Single Dummy \$ 259.00 E589 / E589 Full Dummy \$ 518.00 Refer to spec page B52
B	 E588 E588	 E588 E588	B 2 3/8" x 7 1/2" Maddox Escutcheon E588 / E588 Passage Spring Latch \$ 696.00 E588 / E588 Passage Mortise Lock \$ 836.00 E588 Single Dummy \$ 308.00 E588 / E588 Full Dummy \$ 616.00 Refer to spec page B52
C	 E585 E585	 E585 E585	C 2 1/2" x 10" Maddox Escutcheon E585 / E585 Passage Spring Latch \$ 735.00 E585 / E585 Passage Mortise Lock \$ 876.00 E585 Single Dummy \$ 327.00 E585 / E585 Full Dummy \$ 654.00 Refer to spec page B52
D	 E584 E584	 E584 E584	D 3" x 12 1/2" Maddox Escutcheon E584 / E584 Passage Spring Latch \$ 777.00 E584 / E584 Passage Mortise Lock \$ 918.00 E584 Single Dummy \$ 348.00 E584 / E584 Full Dummy \$ 696.00 Refer to spec page B53

- All finishes are priced the same.
- Price includes your choice of any knob or lever. Upcharge applies for K150, K580, and L580. (Knobs *not* recommended for use with E101 and E103 escutcheons.) Call RMH for pricing.
- Combinations are shown with L135 Olympus Lever for illustration purposes only. Refer to Section A for desired handle.
- Refer to Section U for door preparatory specifications. Call RMH to verify compatibility of each escutcheon with pre-existing door conditions.
- These escutcheons (E101 and E103) are not compatible with 2 1/8" face bore.
- Specify metal, patina, leather, handing, backset, door thickness, and lock type.
- Refer to page C/for leather options. See website or volume 6 brochure for leather details.

	ACTIVE	DUMMY	ESCUTCHEON OPTIONS
A	 E101	 E101	A 3 1/2" Round Designer Escutcheon E101 / E101 Passage Spring Latch \$ 859.00 E101 / E101 Passage Mortise Lock \$ 999.00 E101 Single Dummy \$ 389.00 E101 / E101 Full Dummy \$ 778.00 Refer to spec page B56
B	 E103	 E103	B 3" x 3" Square Designer Escutcheon E103 / E103 Passage Spring Latch \$ 859.00 E103 / E103 Passage Mortise Lock \$ 999.00 E103 Single Dummy \$ 389.00 E103 / E103 Full Dummy \$ 778.00 Refer to spec page B56
C	 E110	 E110	C 3" x 8" Designer Escutcheon E110 / E110 Passage Spring Latch \$1024.00 E110 / E110 Passage Mortise Lock \$1127.00 E110 Single Dummy \$ 485.00 E110 / E110 Full Dummy \$ 970.00 Refer to spec page B56
D	 E115	 E115	D 3" x 10" Designer Escutcheon E115 / E115 Passage Spring Latch \$1084.00 E115 / E115 Passage Mortise Lock \$1225.00 E115 Single Dummy \$ 502.00 E115 / E115 Full Dummy \$1004.00 Refer to spec page B56

